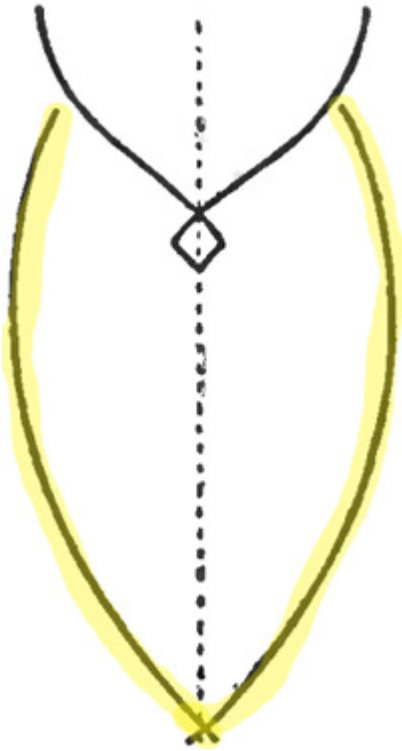
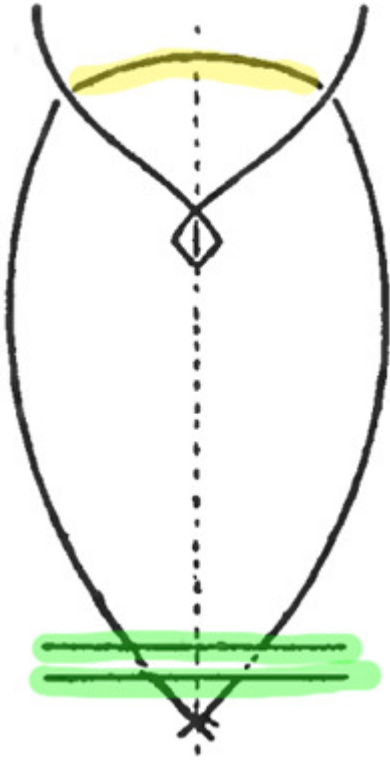




First lightly sketch out a straight vertical (up and down) line. Then draw a diamond that at the top crosses into 2 upwards curved lines that sort of resembles a letter 'v'.




Now draw a curved line from the bottom of the line to the middle of the 'v' like shape that you just drew.



Now just draw 2 horizontal lines at the bottom of the owl (for the owl's perch). Draw a downwards curved line for the top of the owl's head.



Now draw the owl's tail. Draw a square 'u' like shape. Also draw the a sideways number '3' like shape where the owl's beak is.



Draw the Owl's claw that sort of looks like a capital 'T' that is formed by connecting 3 letter 'v's. Also draw the owl's eyes by drawing a circle, then a smaller circle that is filled in. Erase a part out of this circle for the owl's eye highlight.



Now put in some details such as lines all around the eye. Draw sideways number '3' like shapes for feathers. Draw feather lines on the tail. You might want to paint it or color it in with crayons, colored pencils, or pastels. Have fun.